

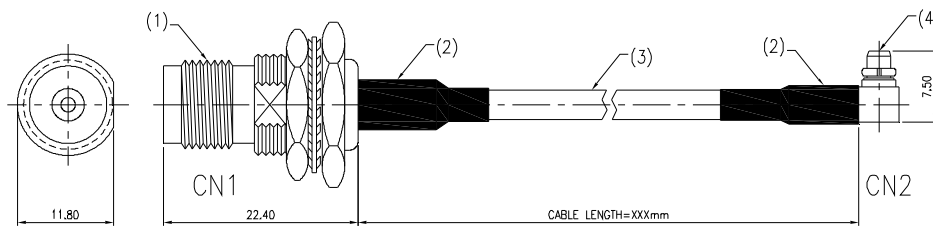
**MMT**

---

# **COAXIAL CABLE**

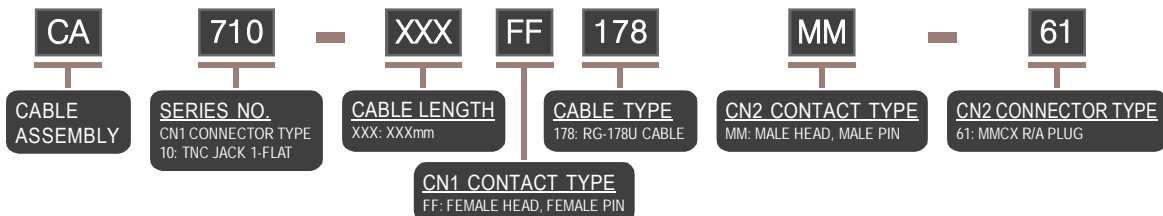


## CABLE ASSEMBLY COAXIAL CABLE - TNC JACK 1-FLAT TO MMCX R/A PLUG

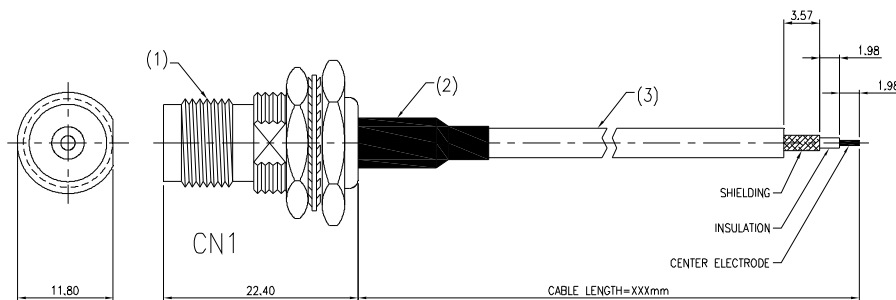


4	R/A MMCX MALE PLUG	1	BRASS
3	*COAXIAL CABLE RG-178/U	1	TEFLON
2	HEAT SHRINKING SLEEVE	2	PVC
1	TNC FEMALE JACK 1-FLAT BLK	1	BRASS
ITEM	DESCRIPTION	Q'TY	MATERIAL

REMARK: \*REFER TO CUSTOMER WORK SHEET ON PAGE 76 FOR DIFFERENT CABLES.

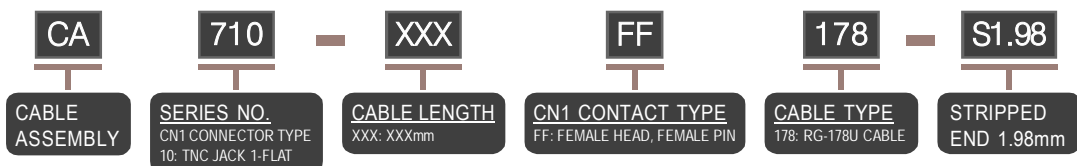


## CABLE ASSEMBLY COAXIAL CABLE - TNC JACK 1-FLAT, STRIPPED END



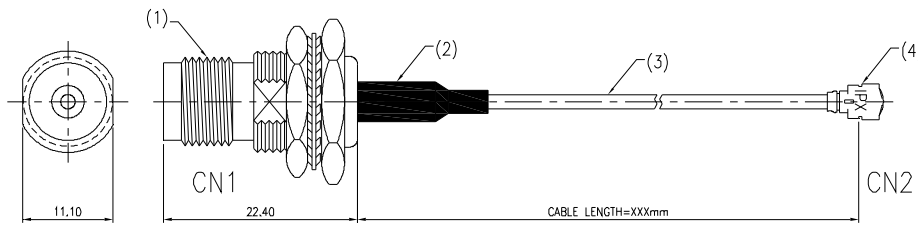
3	*COAXIAL CABLE RG-178/U	1	TEFLON
2	HEAT SHRINKING SLEEVE	1	PVC
1	TNC FEMALE JACK 1-FLAT BLK	1	BRASS
ITEM	DESCRIPTION	Q'TY	MATERIAL

REMARK: \*REFER TO CUSTOMER WORK SHEET ON PAGE 76 FOR DIFFERENT CABLES.



NOTE : SOME SIZES, STYLES AND OPTION ARE NON-STANDARD, NON-CANCELLABLE, NON-RETURNABLE

## CABLE ASSEMBLY COAXIAL CABLE - TNC JACK 2-FLAT TO I-PEX PLUG



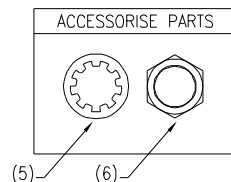
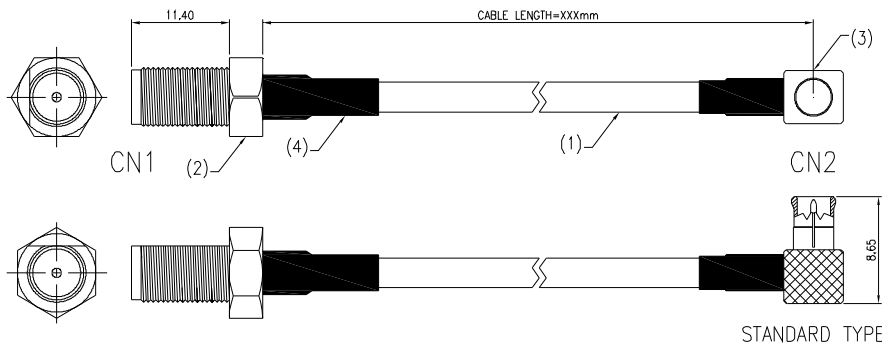
4	I-PEX MHF MALE PLUG	1	BRASS
3	*COAXIAL CABLE $\phi$ 1,37mm	1	TEFLON
2	HEAT SHRINKING SLEEVE	1	PVC
1	TNC FEMALE JACK 2-FLAT BLK	1	BRASS
ITEM	DESCRIPTION	Q'TY	MATERIAL

REMARK: \*REFER TO CUSTOMER WORK SHEET ON PAGE 76 FOR DIFFERENT CABLES.



<b>CA</b>	<b>711</b>	<b>XXX</b>	<b>FF</b>	<b>137</b>	<b>X</b>	<b>I</b>
<b>CABLE ASSEMBLY</b>	<b>SERIES NO.</b> CN1 CONNECTOR TYPE 11: TNC JACK 2-FLAT	<b>CABLE LENGTH</b> XXX: XXXmm	<b>CN1 CONTACT TYPE</b> FF: FEMALE HEAD, FEMALE PIN	<b>CABLE TYPE</b> 137: 1.37mm CABLE	<b>CABLE COLOR</b> BLANK: BLACK W: WHITE B: BLUE	<b>I-PEX PLUG</b>

## CABLE ASSEMBLY COAXIAL CABLE - SMA JACK TO MCX R/A PLUG



6	NUT	1	BRASS GOLD PLATED
5	TOOTH WASHER	1	BRASS GOLD PLATED
4	SHRINK TUBE $\phi$ 3.5 BLACK	2	
3	R/A MCX PLUG	1	BRASS GOLD PLATED
2	SMA JACK (11.4mm) BLK	1	BRASS GOLD PLATED
1	*COAXIAL CABLE RG-174/U BLACK	1	
NO	DESCRIPTION	Q'TY	MATERIAL

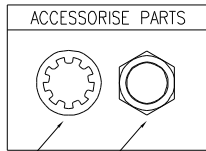
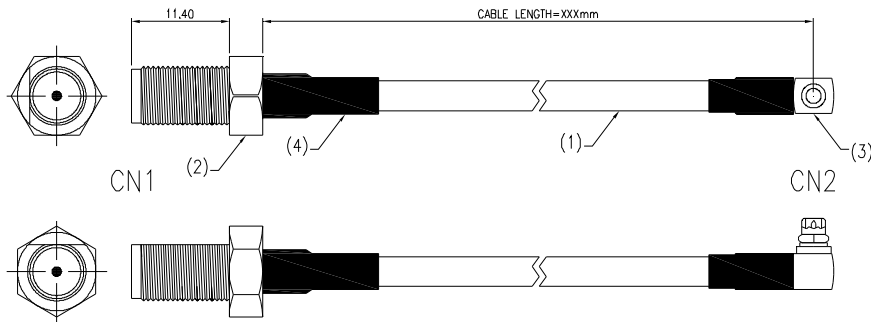
REMARK: \*REFER TO CUSTOMER WORK SHEET ON PAGE 76 FOR DIFFERENT CABLES.

<b>CA</b>	<b>720</b>	<b>XXX</b>	<b>FF</b>	<b>174</b>	<b>MM</b>	<b>50</b>	<b>X</b>
<b>CABLE ASSEMBLY</b>	<b>SERIES NO.</b> CN1 CONNECTOR TYPE 20: SMA JACK	<b>CABLE LENGTH</b> XXX: XXXmm	<b>CN1 CONTACT TYPE</b> FF: FEMALE HEAD, FEMALE PIN	<b>CABLE TYPE</b> 174: RG-174U CABLE	<b>CN2 CONTACT TYPE</b> MM: MALE HEAD, MALE PIN	<b>CN2 CONNECTOR TYPE</b> 50: MCX R/A PLUG	<b>DIRECTION OPTION</b> BLANK: STANDARD TYPE R: REVERSE TYPE



**NOTE** : SOME SIZES, STYLES AND OPTION ARE NON-STANDARD, NON-CANCELLABLE, NON-RETURNABLE

## CABLE ASSEMBLY COAXIAL CABLE - RP SMA JACK TO MMCX R/A PLUG



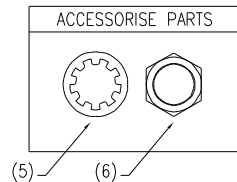
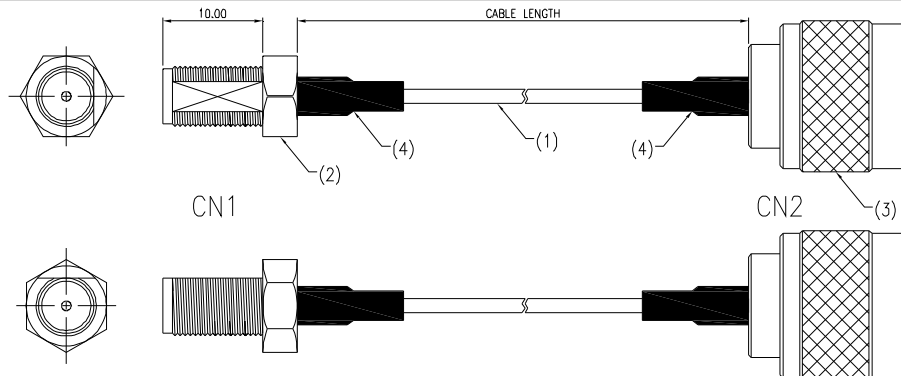
6	NUT	1	BRASS GOLD PLATED
5	TOOTH WASHER	1	BRASS GOLD PLATED
4	SHRINK TUBE Ø3.5 BLACK	2	
3	MMCX R/A PLUG	1	BRASS GOLD PLATED
2	RP SMA JACK (11.4mm) BLK	1	BRASS GOLD PLATED
1	*COAXIAL CABLE RG-316/U	1	
NO	DESCRIPTION	Q'TY	MATERIAL

REMARK: \*REFER TO CUSTOMER WORK SHEET ON PAGE 76 FOR DIFFERENT CABLES.



<b>CA</b>	<b>720</b>	<b>XXX</b>	<b>FM</b>	<b>316</b>	<b>MM</b>	<b>61</b>
<b>CABLE ASSEMBLY</b>	<b>SERIES NO.</b> CN1 CONNECTOR TYPE 20: SMA JACK	<b>CABLE LENGTH</b> XXX: XXXmm	<b>CN1 CONTACT TYPE</b> FM: FEMALE HEAD, MALE PIN	<b>CABLE TYPE</b> 316: RG-316U CABLE	<b>CN2 CONTACT TYPE</b> MM: MALE HEAD, MALE PIN	<b>CN2 CONNECTOR TYPE</b> 61: MMCX R/A PLUG

## CABLE ASSEMBLY COAXIAL CABLE - SMA JACK TO N PLUG



6	NUT GOLD PLATED	1	BRASS
5	TOOTH WASHER GOLD PLATED	1	BRASS
4	SHRINK TUBE BLACK	1	
3	N CRIMPING PLUG FOR RG174U	1	
2	SPECIAL SMA JACK (10.00mm)	1	BRASS
1	*COAXIAL CABLE RG174U BLACK	1	
ITEM	DESCRIPTION	Q'TY	MATERIAL

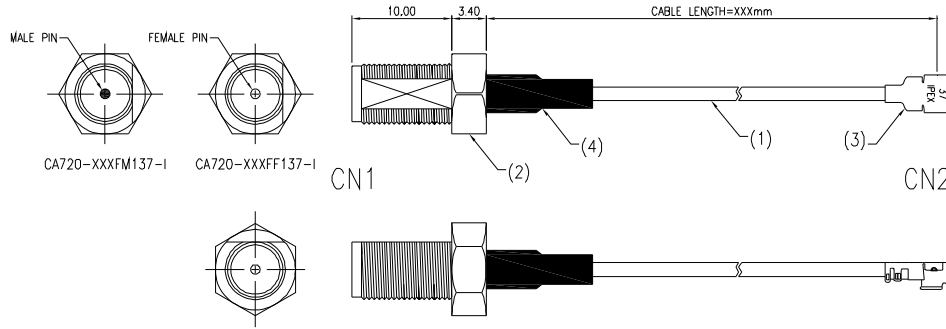
REMARK: \*REFER TO CUSTOMER WORK SHEET ON PAGE 76 FOR DIFFERENT CABLES.



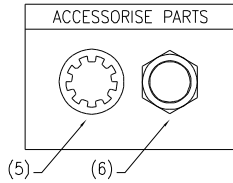
<b>CA</b>	<b>720a</b>	<b>XXX</b>	<b>FF</b>	<b>174</b>	<b>MM</b>	<b>42</b>
<b>CABLE ASSEMBLY</b>	<b>SERIES NO.</b> CN1 CONNECTOR TYPE 20a: SPECIAL SMA JACK	<b>CABLE LENGTH</b> XXX: XXXmm	<b>CN1 CONTACT TYPE</b> FF: FEMALE HEAD, FEMALE PIN	<b>CABLE TYPE</b> 174: RG-174U CABLE	<b>CN2 CONTACT TYPE</b> MM: MALE HEAD, MALE PIN	<b>CN2 CONNECTOR TYPE</b> 42: N PLUG

NOTE : SOME SIZES, STYLES AND OPTION ARE NON-STANDARD, NON-CANCELLABLE, NON-RETURNABLE

## CABLE ASSEMBLY COAXIAL CABLE - SPECIAL SMA JACK TO I-PEX PLUG



CA720-XXXFM137-I CA720-XXXFF137-I



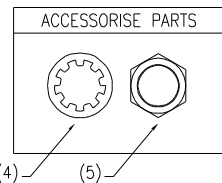
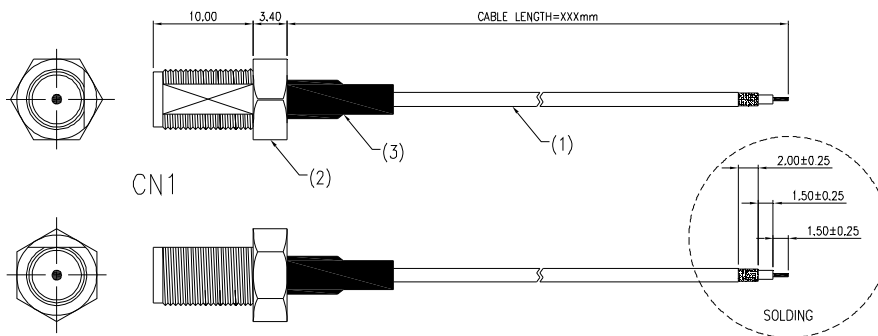
ITEM	DESCRIPTION	Q'TY	MATERIAL
6	NUT	1	BRASS
5	TOOTH WASHER	1	BRASS
4	HEAT SHRINK TUBE	1	
3	I-PEX PLUG	1	BRASS
2	SMA JACK OR RP SMA JACK	1	BRASS
1	*COAXIAL CABLE $\phi$ 1.37mm	1	

REMARK: \*REFER TO CUSTOMER WORK SHEET ON PAGE 76 FOR DIFFERENT CABLES.



<b>CA</b>	<b>720a</b>	<b>XXX</b>	<b>XX</b>	<b>137</b>	<b>X</b>	<b>I</b>
<b>CABLE ASSEMBLY</b>	<b>SERIES NO.</b> CN1 CONNECTOR TYPE 20a: SPECIAL SMA JACK	<b>CABLE LENGTH</b> XXX: XXXmm	<b>CN1 CONTACT TYPE</b> FM: FEMALE HEAD, MALE PIN FF: FEMALE HEAD, FEMALE PIN	<b>CABLE TYPE</b> 137: 1.37mm CABLE	<b>CABLE COLOR</b> BLANK: BLACK W: WHITE	<b>I-PEX PLUG</b>

## CABLE ASSEMBLY COAXIAL CABLE - SPECIAL RP SMA JACK, STRIPPED END



ITEM	DESCRIPTION	Q'TY	MATERIAL
5	NUT	1	BRASS
4	TOOTH WASHER	1	BRASS
3	HEAT SHRINK TUBE	1	
2	RP SMA JACK	1	BRASS
1	*COAXIAL CABLE $\phi$ 1.37mm	1	

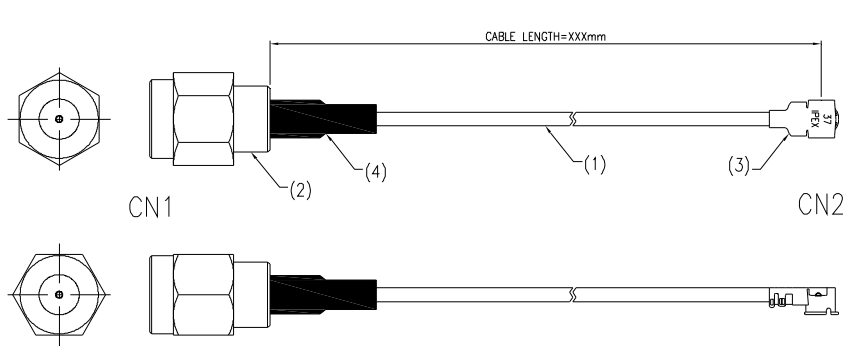
REMARK: \*REFER TO CUSTOMER WORK SHEET ON PAGE 76 FOR DIFFERENT CABLES.



<b>CA</b>	<b>720a</b>	<b>XXX</b>	<b>FM</b>	<b>137</b>	<b>X</b>	<b>S1.5</b>
<b>CABLE ASSEMBLY</b>	<b>SERIES NO.</b> CN1 CONNECTOR TYPE 20a: SPECIAL SMA JACK	<b>CABLE LENGTH</b> XXX: XXXmm	<b>CN1 CONTACT TYPE</b> FM: FEMALE HEAD, MALE PIN	<b>CABLE TYPE</b> 137: 1.37mm CABLE	<b>CABLE COLOR</b> BLANK: BLACK W: WHITE	<b>STRIPPED END 1.50mm</b>

NOTE : SOME SIZES, STYLES AND OPTION ARE NON-STANDARD, NON-CANCELLABLE, NON-RETURNABLE

## CABLE ASSEMBLY COAXIAL CABLE - RP SMA PLUG TO I-PEX PLUG



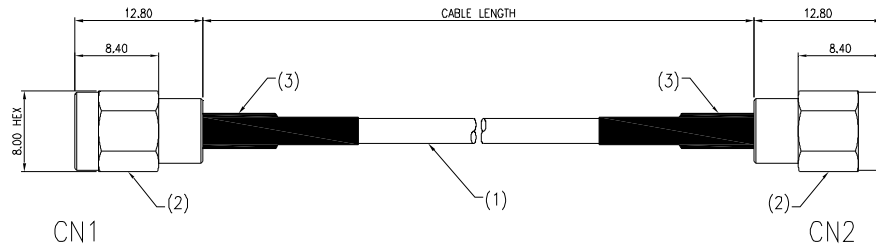
4	HEAT SHRINK TUBE	1	
3	I-PEX PLUG	1	BRASS
2	RP SMA PLUG (CRIMP) GOLD	1	BRASS
1	*COAXIAL CABLE $\phi$ 1.37mm	1	
ITEM	DESCRIPTION	Q'TY	MATERIAL

REMARK: \*REFER TO CUSTOMER WORK SHEET ON PAGE 76 FOR DIFFERENT CABLES.



<b>CA</b>	<b>721</b>	<b>XXX</b>	<b>MF</b>	<b>137</b>	<b>X</b>	<b>I</b>
<b>CABLE ASSEMBLY</b>	<b>SERIES NO.</b> CN1 CONNECTOR TYPE 21: SMA PLUG	<b>CABLE LENGTH</b> XXX: XXXmm	<b>CN1 CONTACT TYPE</b> MF: MALE HEAD, FEMALE PIN	<b>CABLE TYPE</b> 137: 1.37mm CABLE	<b>CABLE COLOR</b> BLANK: BLACK W: WHITE	<b>I-PEX PLUG</b>

## CABLE ASSEMBLY COAXIAL CABLE - SMA PLUG TO SMA PLUG



3	HEAT SHRINK TUBE $\phi$ 3,5 BLACK	2	
2	SMA PLUG GOLD	2	BRASS
1	*COAXIAL CABLE	1	
NO	DESCRIPTION	Q'TY	MATERIAL

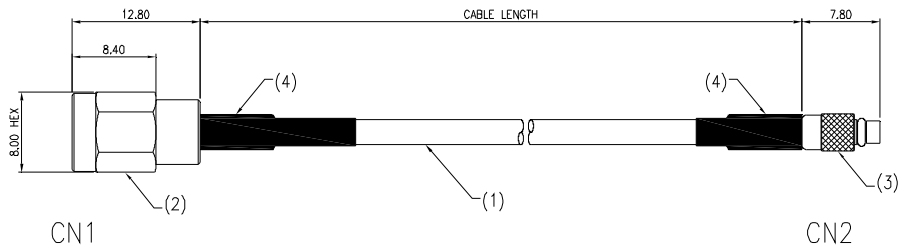
REMARK: \*REFER TO CUSTOMER WORK SHEET ON PAGE 76 FOR DIFFERENT CABLES.



<b>CA</b>	<b>721</b>	<b>XXX</b>	<b>MM</b>	<b>XXX</b>	<b>MM</b>	<b>21</b>
<b>CABLE ASSEMBLY</b>	<b>SERIES NO.</b> CN1 CONNECTOR TYPE 21: SMA PLUG	<b>CABLE LENGTH</b> XXX: XXXmm	<b>CABLE TYPE</b> 316: RG-316U CABLE 402: RG-402U CABLE		<b>CN2 CONTACT TYPE</b> MM: MALE HEAD, MALE PIN	<b>CN2 CONNECTOR TYPE</b> 21: SMA PLUG
<b>CN1 CONTACT TYPE</b> MM: MALE HEAD, MALE PIN						

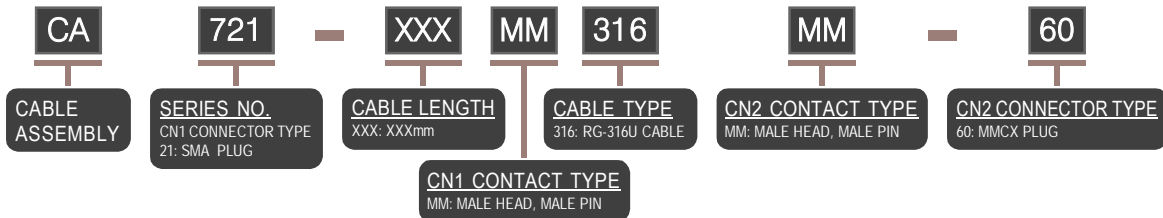

NOTE : SOME SIZES, STYLES AND OPTION ARE NON-STANDARD, NON-CANCELLABLE, NON-RETURNABLE

## CABLE ASSEMBLY COAXIAL CABLE - SMA PLUG TO MMCX PLUG

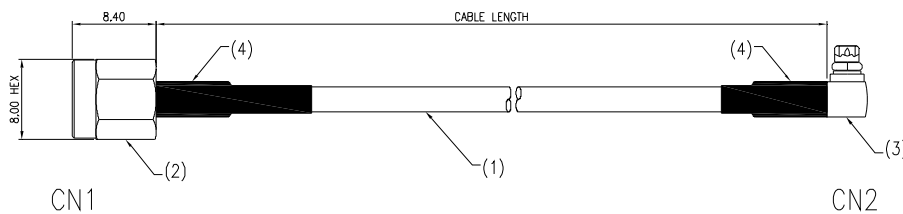


NO	DESCRIPTION	Q'TY	MATERIAL
4	HEAT SHRINK TUBE $\phi$ 3.5 BLACK	2	
3	MMCX PLUG	1	
2	SMA PLUG FOR RG-316/U GOLD	1	BRASS
1	*COAXIAL CABLE RG-316/U	1	

REMARK: \*REFER TO CUSTOMER WORK SHEET ON PAGE 76 FOR DIFFERENT CABLES.

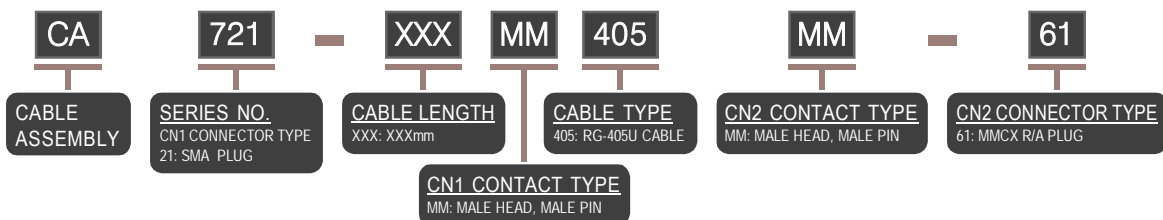


## CABLE ASSEMBLY COAXIAL CABLE - SMA PLUG TO MMCX R/A PLUG



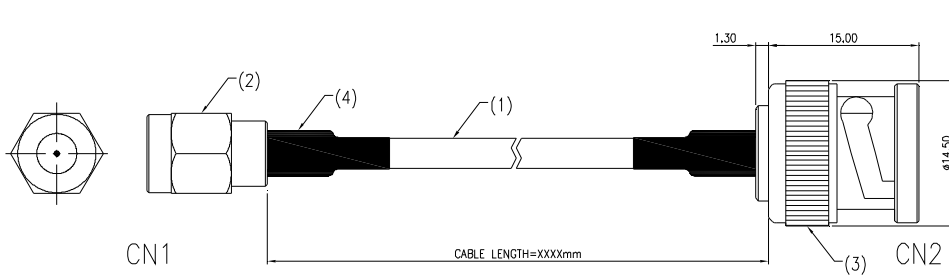
NO	DESCRIPTION	Q'TY	MATERIAL
4	HEAT SHRINK TUBE $\phi$ 3.5 BLACK	2	
3	MMCX R/A PLUG FOR RG-405/U	1	BRASS GOLD
2	SMA PLUG FOR RG-405/U	1	BRASS GOLD
1	*COAXIAL CABLE RG-405/U	1	

REMARK: \*REFER TO CUSTOMER WORK SHEET ON PAGE 76 FOR DIFFERENT CABLES.



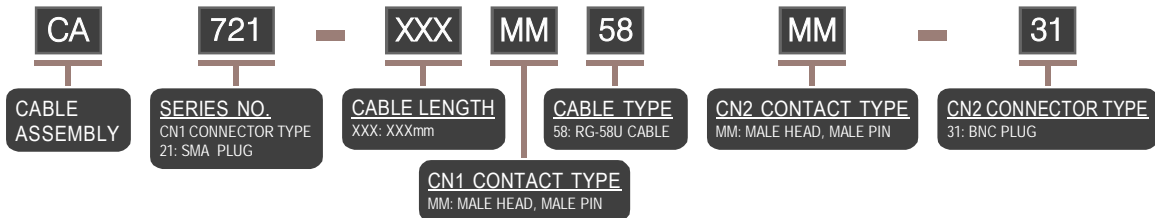
NOTE : SOME SIZES, STYLES AND OPTION ARE NON-STANDARD, NON-CANCELLABLE, NON-RETURNABLE

## CABLE ASSEMBLY COAXIAL CABLE - SMA PLUG TO BNC PLUG

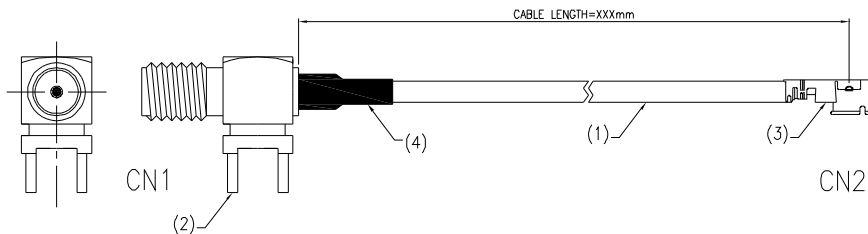


4	HEAT SHRINK TUBE	2	
3	BNC PLUG FOR RG-58/U	1	BRASS
2	SMA PLUG GOLD	1	BRASS
1	*COAXIAL CABLE RG-58/U	1	
ITEM	DESCRIPTION	Q'TY	MATERIAL

REMARK: \*REFER TO CUSTOMER WORK SHEET ON PAGE 76 FOR DIFFERENT CABLES.

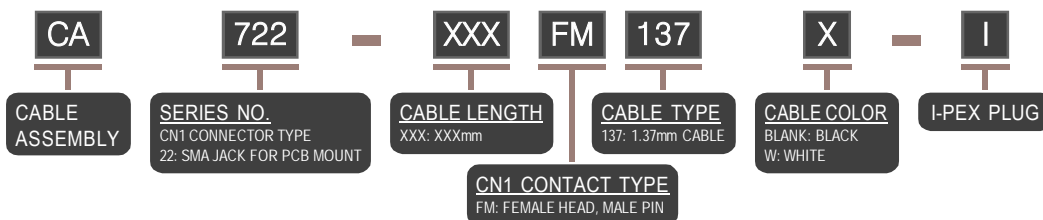


## CABLE ASSEMBLY COAXIAL CABLE - RP SMA JACK FOR PCB MOUNT TO I-PEX PLUG



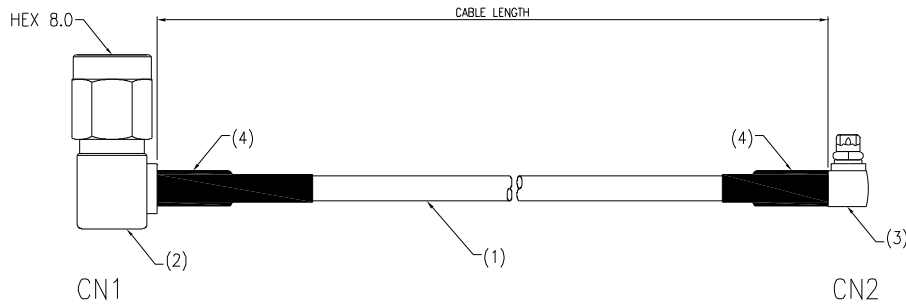
4	SHRINK TUBE $\phi$ 3,50 BLACK	1	
3	I-PEX PLUG	1	BRASS GOLD PLATED
2	RP SMA JACK FOR PCB MOUNT	1	BRASS GOLD PLATED
1	*COAXIAL CABLE $\phi$ 1.37mm	1	
NO	DESCRIPTION	Q'TY	MATERIAL

REMARK: \*REFER TO CUSTOMER WORK SHEET ON PAGE 76 FOR DIFFERENT CABLES.



**NOTE** : SOME SIZES, STYLES AND OPTION ARE NON-STANDARD, NON-CANCELLABLE, NON-RETURNABLE

## CABLE ASSEMBLY COAXIAL CABLE - R/A SMA PLUG TO MMCX R/A PLUG

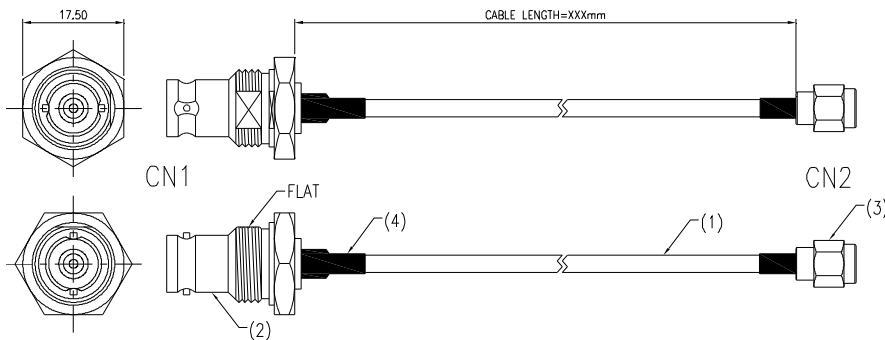


4	HEAT SHRINK TUBE $\phi$ 3.5 BLACK	2	
3	MMCX R/A PLUG	1	BRASS GOLD
2	SMA R/A PLUG	1	BRASS GOLD
1	*COAXIAL CABLE RG-316/U	1	
NO	DESCRIPTION	Q'TY	MATERIAL

REMARK: \*REFER TO CUSTOMER WORK SHEET ON PAGE 76 FOR DIFFERENT CABLES.

<b>CA</b>	<b>723</b>	<b>XXX</b>	<b>MM</b>	<b>316</b>	<b>MM</b>	<b>61</b>
<b>CABLE ASSEMBLY</b>	<b>SERIES NO.</b> CN1 CONNECTOR TYPE 23: R/A SMA PLUG	<b>CABLE LENGTH</b> XXX: XXXmm	<b>CN1 CONTACT TYPE</b> MM: MALE HEAD, MALE PIN	<b>CABLE TYPE</b> 316: RG-316U CABLE	<b>CN2 CONTACT TYPE</b> MM: MALE HEAD, MALE PIN	<b>CN2 CONNECTOR TYPE</b> 61: MMCX R/A PLUG

## CABLE ASSEMBLY COAXIAL CABLE - BNC JACK TO SMA PLUG



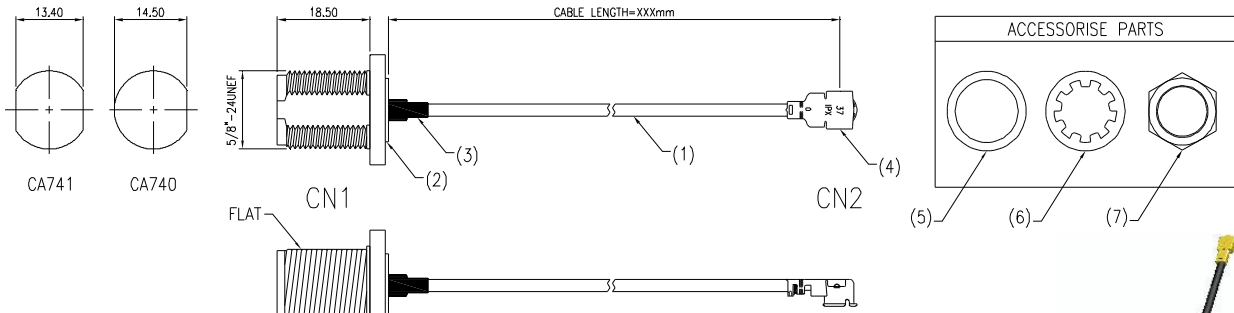
ACCESSORISE PARTS			
7	GASKET		RUBBER
6	TOOTH WASHER	1	BRASS GOLD PLATED
5	NUT	1	BRASS GOLD PLATED
4	SHRINK TUBE $\phi$ 4 BLACK	2	
3	SMA PLUG	1	BRASS GOLD PLATED
2	BNC JACK BLK	1	BRASS NICKEL PLATED
1	*COAXIAL CABLE RG-316/U	1	
NO	DESCRIPTION	Q'TY	MATERIAL

REMARK: \*REFER TO CUSTOMER WORK SHEET ON PAGE 76 FOR DIFFERENT CABLES.

<b>CA</b>	<b>730</b>	<b>XXX</b>	<b>FF</b>	<b>316</b>	<b>MM</b>	<b>21</b>
<b>CABLE ASSEMBLY</b>	<b>SERIES NO.</b> CN1 CONNECTOR TYPE 30: BNC JACK	<b>CABLE LENGTH</b> XXX: XXXmm	<b>CN1 CONTACT TYPE</b> FF: FEMALE HEAD, FEMALE PIN	<b>CABLE TYPE</b> 316: RG-316U CABLE	<b>CN2 CONTACT TYPE</b> MM: MALE HEAD, MALE PIN	<b>CN2 CONNECTOR TYPE</b> 21: SMA PLUG

**NOTE** : SOME SIZES, STYLES AND OPTION ARE NON-STANDARD, NON-CANCELLABLE, NON-RETURNABLE

## CABLE ASSEMBLY COAXIAL CABLE - N JACK TO I-PEX PLUG

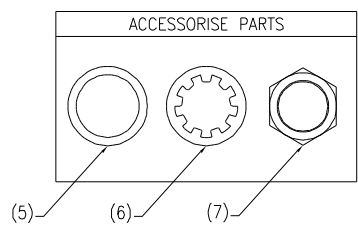
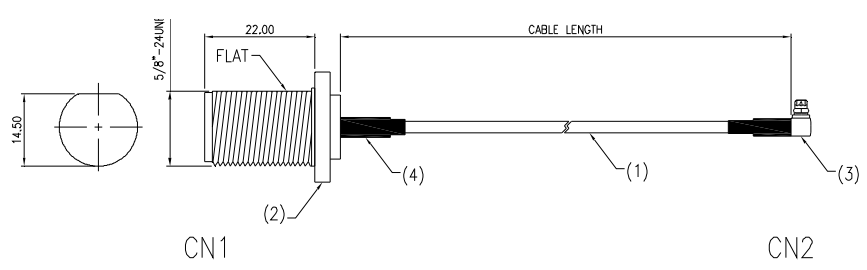


7	NUT	1	BRASS NICKEL
6	WASHER	1	BRASS NICKEL
5	GASKET	1	S.L.RUBBER
4	MHF I-PEX PLUG	1	BRASS GOLD
3	HEAT SHRINK TUBE	1	
2	N JACK BULK HEAD	1	BRASS NICKEL
1	*COAXIAL CABLE $\phi$ 1.37mm	1	
ITEM	DESCRIPTION	Q'TY	MATERIAL

REMARK: \*REFER TO CUSTOMER WORK SHEET ON PAGE 76 FOR DIFFERENT CABLES.

<b>CA</b>	<b>7XXX</b>	<b>XXX</b>	<b>FF</b>	<b>137</b>	<b>X</b>	<b>I</b>
<b>CABLE ASSEMBLY</b>	<b>SERIES NO.</b> CN1 CONNECTOR TYPE 40: N JACK 1-FLAT 18.50mm BLK 40a: N JACK 1-FLAT 22.00mm BLK 41: N JACK 2-FLAT 18.50mm BLK 41a: N JACK 2-FLAT 22.00mm BLK	<b>CABLE LENGTH</b> XXX: XXXmm	<b>CN1 CONTACT TYPE</b> FF: FEMALE HEAD, FEMALE PIN	<b>CABLE TYPE</b> 137: 1.37mm CABLE	<b>CABLE COLOR</b> BLANK: BLACK W: WHITE	<b>I-PEX PLUG</b>

## CABLE ASSEMBLY COAXIAL CABLE - N JACK 1-FLAT BLK TO MMCX R/A PLUG



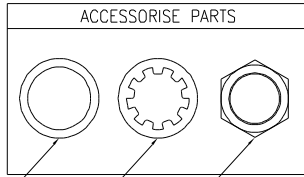
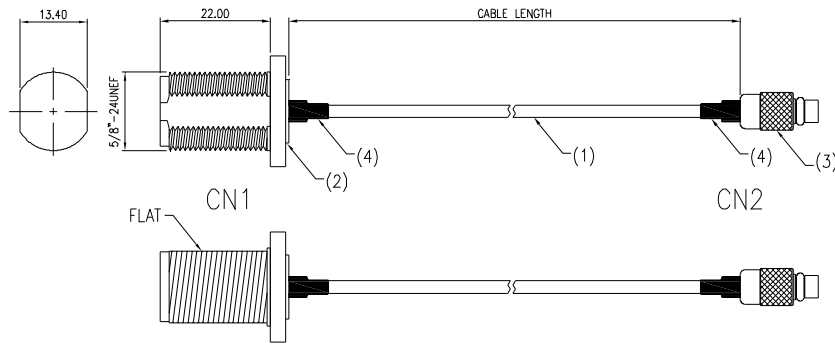
7	NUT	1	BRASS
6	TOOTH WASHER	1	BRASS
5	GASKET	1	S.L.RUBBER
4	SHRINK TUBE $\phi$ 3.50 BLACK	1	
3	MMCX R/A PLUG	1	BRASS GOLD
2	N JACK 1-FLAT 22mm BLK	1	BRASS NICKEL
1	*COAXIAL CABLE	1	
NO	DESCRIPTION	Q'TY	MATERIAL

REMARK: \*REFER TO CUSTOMER WORK SHEET ON PAGE 76 FOR DIFFERENT CABLES.

<b>CA</b>	<b>740a</b>	<b>XXX</b>	<b>FF</b>	<b>XXX</b>	<b>MM</b>	<b>61</b>
<b>CABLE ASSEMBLY</b>	<b>SERIES NO.</b> CN1 CONNECTOR TYPE 40a: N JACK 1-FLAT 22.00mm	<b>CABLE LENGTH</b> XXX: XXXmm	<b>CN1 CONTACT TYPE</b> FF: FEMALE HEAD, FEMALE PIN	<b>CABLE TYPE</b> 316: RG-316U CABLE 405: RG-405U CABLE	<b>CN2 CONTACT TYPE</b> MM: MALE HEAD, MALE PIN	<b>CN2 CONNECTOR TYPE</b> 61: MMCX R/A PLUG

NOTE : SOME SIZES, STYLES AND OPTION ARE NON-STANDARD, NON-CANCELLABLE, NON-RETURNABLE

## CABLE ASSEMBLY COAXIAL CABLE - N JACK 2-FLAT BLK TO MMCX PLUG

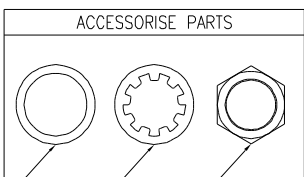
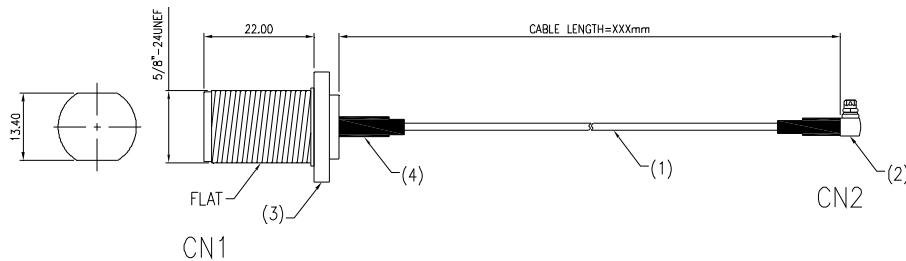


7	NUT	1	BRASS NICKEL
6	WASHER	1	BRASS NICKEL
5	GASKET	1	S.L.RUBBER
4	SHRINK TUBE $\phi$ 3.50 BLACK	1	
3	MMCX PLUG	1	BRASS GOLD
2	N JACK 2-FLAT 22.0mm BLK	1	BRASS NICKEL
1	*COAXIAL CABLE RG-316/U	1	
ITEM	DESCRIPTION	Q'TY	MATERIAL

REMARK: \*REFER TO CUSTOMER WORK SHEET ON PAGE 76 FOR DIFFERENT CABLES.

<b>CA</b>	<b>741a</b>	<b>XXX</b>	<b>FF</b>	<b>316</b>	<b>MM</b>	<b>60</b>
<b>CABLE ASSEMBLY</b>	<b>SERIES NO.</b> CN1 CONNECTOR TYPE 41a: N JACK 2-FLAT 22.00mm	<b>CABLE LENGTH</b> XXX: XXXmm	<b>CN1 CONTACT TYPE</b> FF: FEMALE HEAD, FEMALE PIN	<b>CABLE TYPE</b> 316: RG-316U CABLE	<b>CN2 CONTACT TYPE</b> MM: MALE HEAD, MALE PIN	<b>CN2 CONNECTOR TYPE</b> 61: MMCX R/A PLUG

## CABLE ASSEMBLY COAXIAL CABLE - N JACK 2-FLAT BLK TO MMCX R/A PLUG



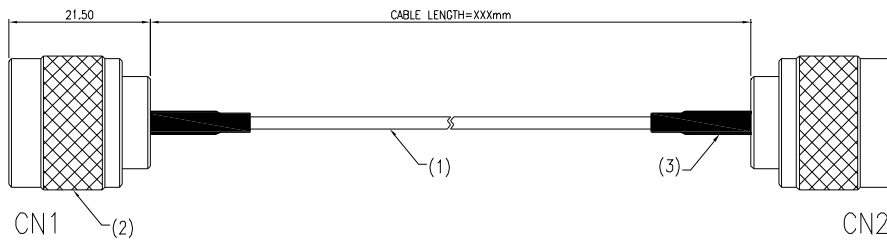
7	NUT	1	BRASS
6	TOOTH WASHER	1	BRASS
5	GASKET	1	S.L.RUBBER
4	SHRINK TUBE $\phi$ 3-3.5 BLACK	2	
3	N JACK 2-FLAT 22mm BLK	1	BRASS NICKEL
2	MMCX R/A PLUG OR RP MMCX R/A PLUG	1	BRASS
1	*COAXIAL CABLE $\phi$ 1.37mm	1	
NO	DESCRIPTION	Q'TY	MATERIAL

REMARK: \*REFER TO CUSTOMER WORK SHEET ON PAGE 76 FOR DIFFERENT CABLES.

<b>CA</b>	<b>741a</b>	<b>XXX</b>	<b>FF</b>	<b>137</b>	<b>X</b>	<b>XX</b>	<b>61</b>
<b>CABLE ASSEMBLY</b>	<b>SERIES NO.</b> CN1 CONNECTOR TYPE 41a: N JACK 2-FLAT 22.00mm	<b>CABLE LENGTH</b> XXX: XXXmm	<b>CN1 CONTACT TYPE</b> FF: FEMALE HEAD, FEMALE PIN	<b>CABLE TYPE</b> 137: 1.37mm CABLE	<b>CABLE COLOR</b> BLANK: BLACK W: WHITE	<b>CN2 CONTACT TYPE</b> MM: MALE HEAD, MALE PIN MF: MALE HEAD, FEMALE PIN	<b>CN2 CONNECTOR TYPE</b> 61: MMCX R/A PLUG

NOTE : SOME SIZES, STYLES AND OPTION ARE NON-STANDARD, NON-CANCELLABLE, NON-RETURNABLE

## CABLE ASSEMBLY COAXIAL CABLE - N PLUG TO N PLUG



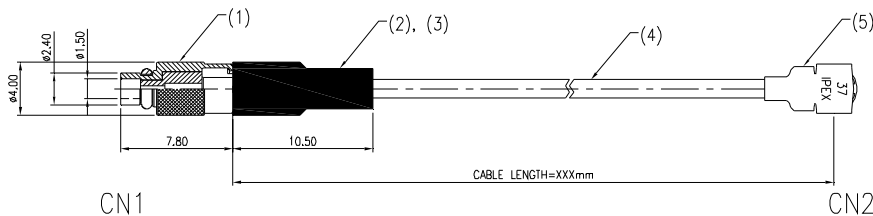
3	HEAT SHRINKING SLEEVE	2
2	N CRIMPING PLUG	2
1	*COAXIAL CABLE RG-316/U	1
ITEM	DESCRIPTION	Q'TY

REMARK: \*REFER TO CUSTOMER WORK SHEET ON PAGE 76 FOR DIFFERENT CABLES.



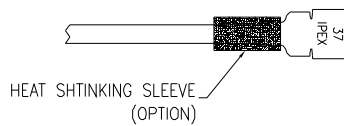
<b>CA</b>	<b>742</b>	<b>XXX</b>	<b>MM</b>	<b>316</b>	<b>MM</b>	<b>42</b>
<b>CABLE ASSEMBLY</b>	<b>SERIES NO.</b> CN1 CONNECTOR TYPE 42: N PLUG	<b>CABLE LENGTH</b> XXX: XXXmm	<b>CN1 CONTACT TYPE</b> MM: MALE HEAD, MALE PIN	<b>CABLE TYPE</b> 316: RG-316U CABLE	<b>CN2 CONTACT TYPE</b> MM: MALE HEAD, MALE PIN	<b>CN2 CONNECTOR TYPE</b> 42: N PLUG

## CABLE ASSEMBLY COAXIAL CABLE - MMCX PLUG TO I-PEX PLUG



5	I-PEX MHF MALE PLUG	1	BeCu
4	*COAXIAL CABLE $\phi$ 1.37mm	1	FPE
3	TUBING	1	BRASS
2	HEAT SHRINKING SLEEVE	1	PVC
1	MMCX PLUG CRIMP TYPE	1	BeCu
ITEM	DESCRIPTION	Q'TY	MATERIAL

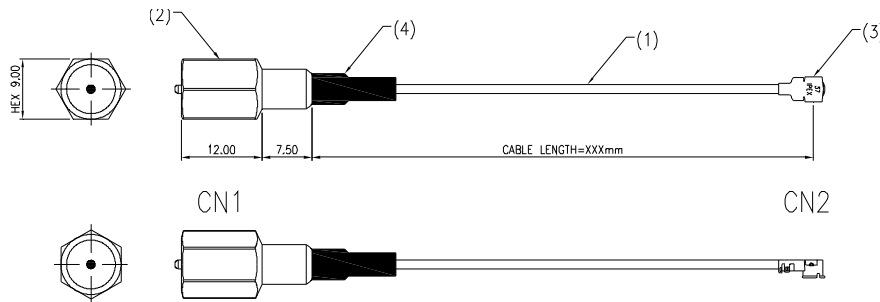
REMARK: \*REFER TO CUSTOMER WORK SHEET ON PAGE 76 FOR DIFFERENT CABLES.



<b>CA</b>	<b>760</b>	<b>XXX</b>	<b>MM</b>	<b>137</b>	<b>X</b>	<b>I</b>	<b>X</b>
<b>CABLE ASSEMBLY</b>	<b>SERIES NO.</b> CN1 CONNECTOR TYPE 60: MMCX PLUG	<b>CABLE LENGTH</b> XXX: XXXmm	<b>CN1 CONTACT TYPE</b> MM: MALE HEAD, MALE PIN	<b>CABLE TYPE</b> 137: 1.37mm CABLE	<b>CABLE COLOR</b> BLANK: BLACK W: WHITE	<b>I-PEX PLUG</b>	<b>SHRINKING SLEEVE OPTION</b> BLANK: I-PEX WITHOUT SHRINKING SLEEVE S: I-PEX WITH SHRINKING SLEEVE

NOTE : SOME SIZES, STYLES AND OPTION ARE NON-STANDARD, NON-CANCELLABLE, NON-RETURNABLE

## CABLE ASSEMBLY COAXIAL CABLE - MMCX PLUG TO I-PEX PLUG



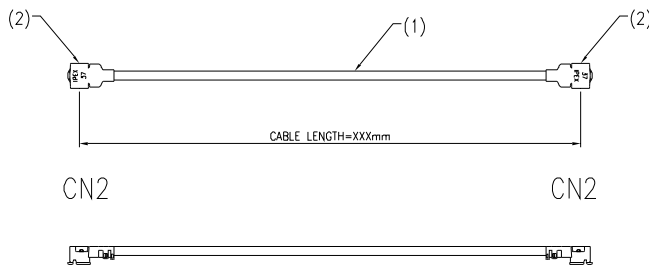
4	SHRINK TUBE $\phi$ 3.00-3.50 BLACK	1	
3	I-PEX PLUG	1	BRASS
2	FME PLUG STR. NICKEL L27mm	1	BRASS
1	*COAXIAL CABLE $\phi$ 1.37mm	1	
ITEM	DESCRIPTION	Q'TY	MATERIAL

REMARK: \*REFER TO CUSTOMER WORK SHEET ON PAGE 76 FOR DIFFERENT CABLES.



<b>CA</b>	<b>770</b>	<b>XXX</b>	<b>MM</b>	<b>137</b>	<b>X</b>	<b>I</b>
<b>CABLE ASSEMBLY</b>	<b>SERIES NO.</b> CN1 CONNECTOR TYPE 70: FME PLUG	<b>CABLE LENGTH</b> XXX: XXXmm	<b>CN1 CONTACT TYPE</b> MM: MALE HEAD, MALE PIN	<b>CABLE TYPE</b> 137: 1.37mm CABLE	<b>CABLE COLOR</b> BLANK: BLACK W: WHITE	<b>I-PEX PLUG</b>

## CABLE ASSEMBLY COAXIAL CABLE - I-PEX PLUG TO I-PEX PLUG



2	I-PEX PLUG	1	BRASS
1	*COAXIAL CABLE $\phi$ 1.37mm	1	
ITEM	DESCRIPTION	Q'TY	MATERIAL

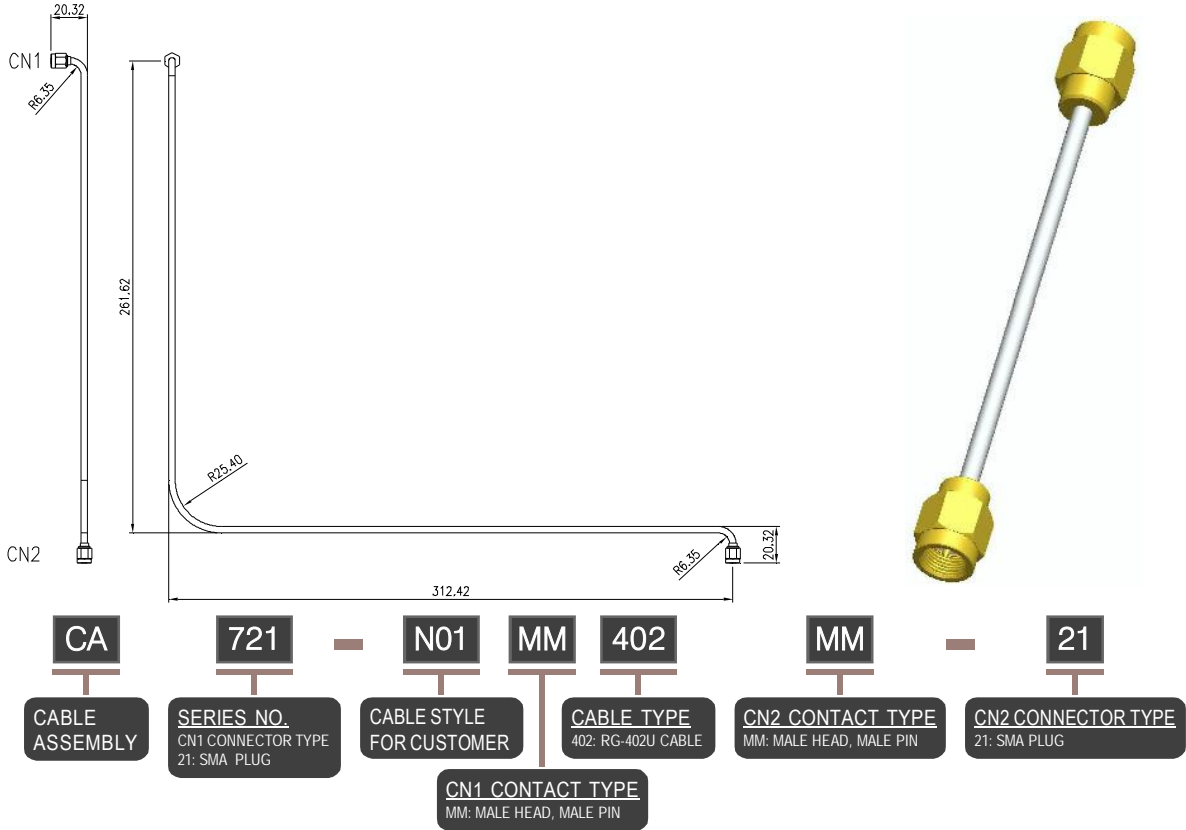
REMARK: \*REFER TO CUSTOMER WORK SHEET ON PAGE 76 FOR DIFFERENT CABLES.



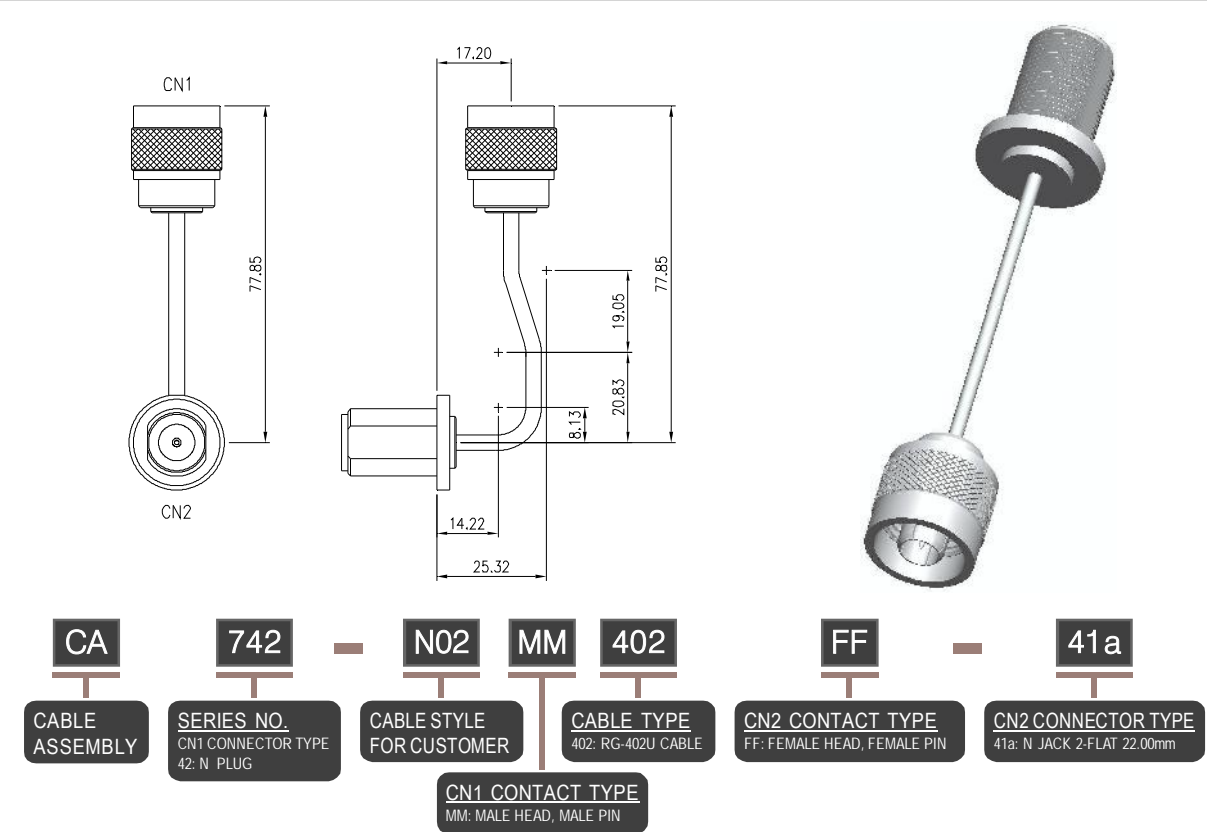
<b>CA</b>	<b>700</b>	<b>XXX</b>	<b>137</b>	<b>X</b>	<b>I</b>
<b>CABLE ASSEMBLY</b>	<b>SERIES NO.</b>	<b>CABLE LENGTH</b> XXX: XXXmm	<b>CABLE TYPE</b> 137: 1.37mm CABLE	<b>CABLE COLOR</b> BLANK: BLACK W: WHITE	<b>I-PEX PLUG</b>

NOTE : SOME SIZES, STYLES AND OPTION ARE NON-STANDARD, NON-CANCELLABLE, NON-RETURNABLE

## CABLE ASSEMBLY COAXIAL CABLE - SEMI-RIGID CABLE

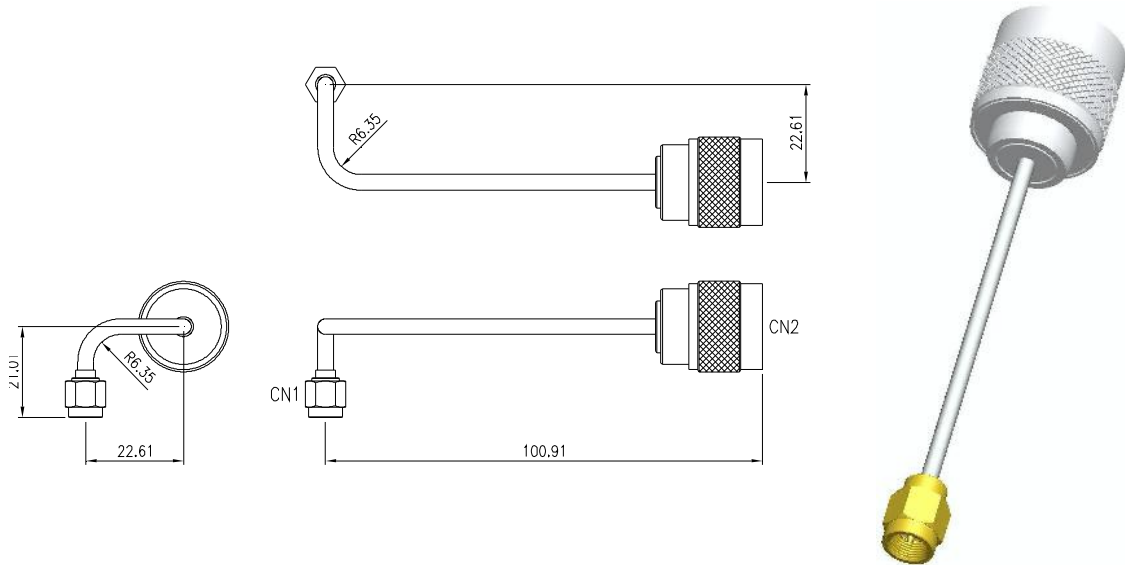


## CABLE ASSEMBLY COAXIAL CABLE - SEMI-RIGID CABLE



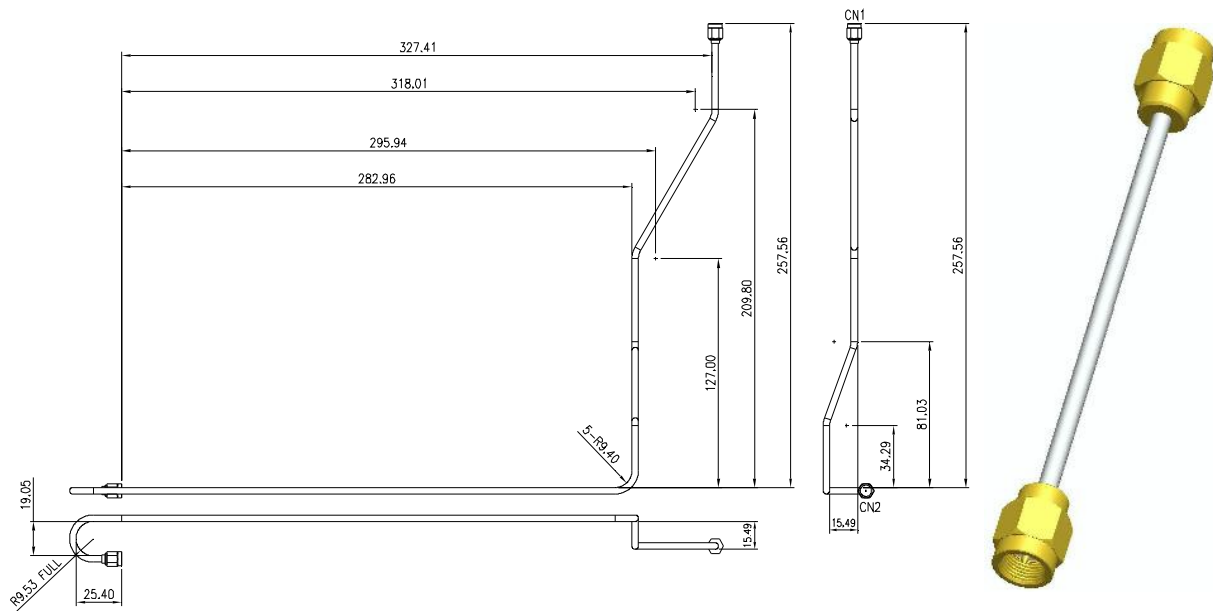
NOTE : SOME SIZES, STYLES AND OPTION ARE NON-STANDARD, NON-CANCELLABLE, NON-RETURNABLE

### CABLE ASSEMBLY COAXIAL CABLE - SEMI-RIGID CABLE



<b>CA</b>	<b>721</b>	<b>N03</b>	<b>MM</b>	<b>402</b>	<b>MM</b>	<b>42</b>
<b>CABLE ASSEMBLY</b>	<b>SERIES NO.</b> CN1 CONNECTOR TYPE 21: SMA PLUG	<b>CABLE STYLE FOR CUSTOMER</b>	<b>CN1 CONTACT TYPE</b> MM: MALE HEAD, MALE PIN	<b>CABLE TYPE</b> 402: RG-402U CABLE	<b>CN2 CONTACT TYPE</b> MM: MALE HEAD, MALE PIN	<b>CN2 CONNECTOR TYPE</b> 42: N PLUG

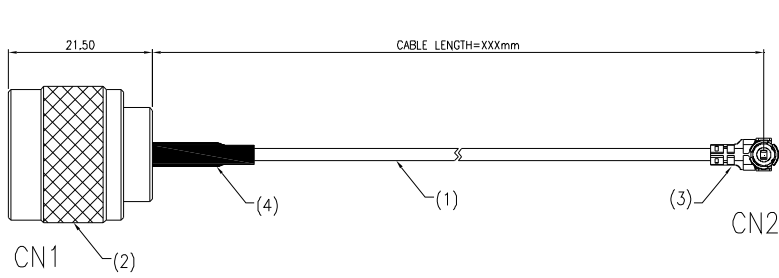
### CABLE ASSEMBLY COAXIAL CABLE - SEMI-RIGID CABLE



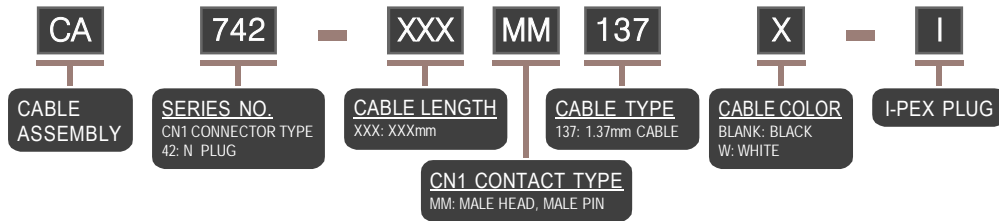
<b>CA</b>	<b>721</b>	<b>N04</b>	<b>MM</b>	<b>402</b>	<b>MM</b>	<b>21</b>
<b>CABLE ASSEMBLY</b>	<b>SERIES NO.</b> CN1 CONNECTOR TYPE 21: SMA PLUG	<b>CABLE STYLE FOR CUSTOMER</b>	<b>CN1 CONTACT TYPE</b> MM: MALE HEAD, MALE PIN	<b>CABLE TYPE</b> 402: RG-402U CABLE	<b>CN2 CONTACT TYPE</b> MM: MALE HEAD, MALE PIN	<b>CN2 CONNECTOR TYPE</b> 21: SMA PLUG

**NOTE :** SOME SIZES, STYLES AND OPTION ARE NON-STANDARD, NON-CANCELLABLE, NON-RETURNABLE

# CABLE ASSEMBLY COAXIAL CABLE - N PLUG TO I-PEX PLUG



4	HEAT SHRINK TUBE	1
3	I-PEX PUG	1
2	N PLUG	1
1	COAXIAL CABLE $\phi$ 1.37mm	1
ITEM	DESCRIPTION	Q'TY



**NOTE :** SOME SIZES, STYLES AND OPTION ARE NON-STANDARD, NON-CANCELLABLE, NON-RETURNABLE