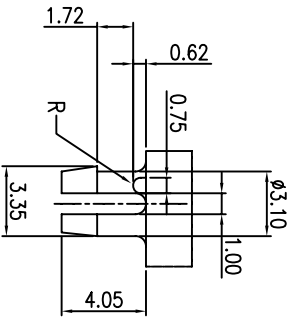
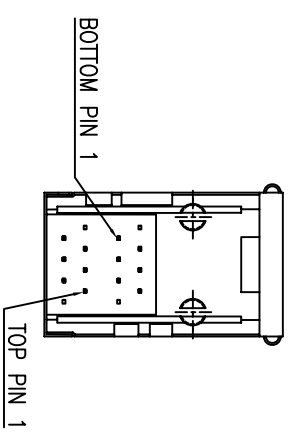
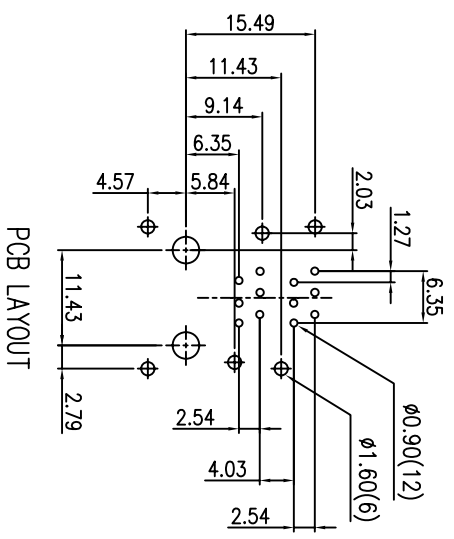
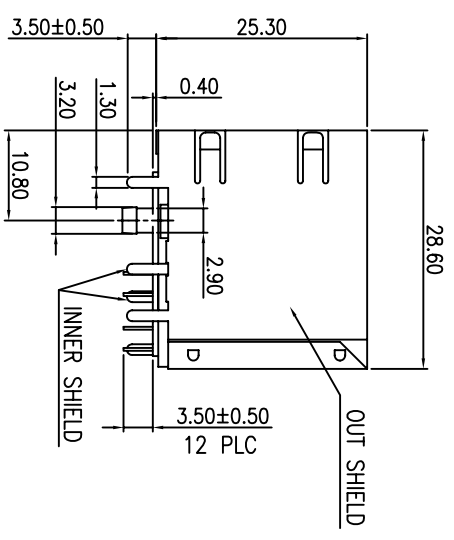
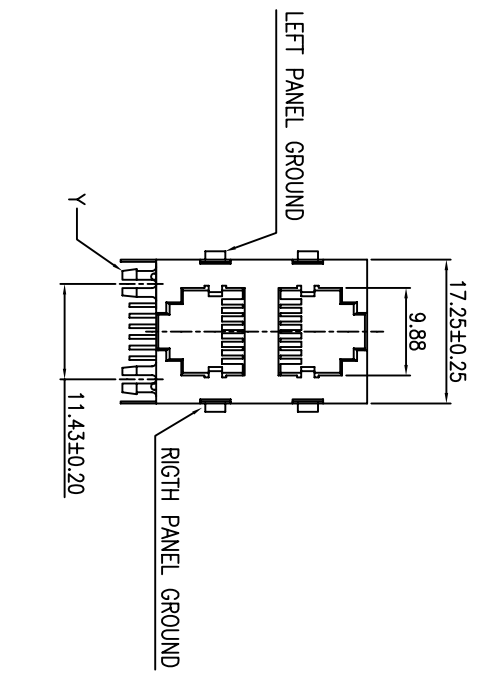


VI.2 NOTE: THIS DEVICE IS ROHS COMPLIANT.

REVISIONS				
SYM	DISCRIPTION	DATE	APPROVED	DATE
Δ				
Δ				
Δ				

**\*\*CUSTOMER DRAWING FOR REFERENCE ONLY, SAMPLES APPROVAL ARE REQUIRED!!**

121
-----



**MATERIAL:**  
 HOUSING: PBT POLYESTER UL-94V-0, MIXED GLASS FIBER.  
 STANDARD COLOR: BLACK  
 CONTACTS: 0.35mm THICK PHOS-BRONZE  
 PLATED WITH HARD GOLD AND GOLD FLASH IN SOLDER AREA  
 SHIELD: 0.25mm THICK COPPER ALLOY, PLATED WITH NICKEL.  
 CAVITY CONFIRMS TO FCC RULES AND REGULATIONS PART 68, SUBPART F.

**ORDER INFORMATION:**  
 MJK731-P06X1GXSX-2S  
 MJK: MODULAR JACK  
 731: SERIES NO.  
 P0: PCB TYPE, RIGHT ANGLE  
 6X: NO. OF CONTACT  
 -62: CONTACT, 6P2C  
 -64: CONTACT, 6P4C  
 -66: CONTACT, 6P6C  
 1: COLOR OF PLASTIC, BLACK  
 GX: CONTACT PLATING OPTION  
 GF: GOLD FLASH  
 G15: 15u" GOLD ON CONTACT & SOLDER TAIL  
 G30: 30u" GOLD ON CONTACT & SOLDER TAIL  
 G50: 50u" GOLD ON CONTACT & SOLDER TAIL  
 SX: SHIELDING OPTION  
 S: SHIELDED WITHOUT PANEL GROUNDING TAB  
 Sp: SHIELDED WITH PANEL GROUNDING TAB  
 2: NO. OF PORTS  
 S: STACKED

TOLERANCES UNLESS OTHERWISE SPECIFIED		SIGNATURES		DATE		MODEL	
±0.25		DRAWN	SNOW	19/MAR/07	TITLE	19/MAR/07	MODULAR JACK
SYMBOL	UNIT	SCALE	CHECKED	APPROVALS	NO.		MJK731-P06_1G_S_-2S
Δ	mm	1/1	KEN				