

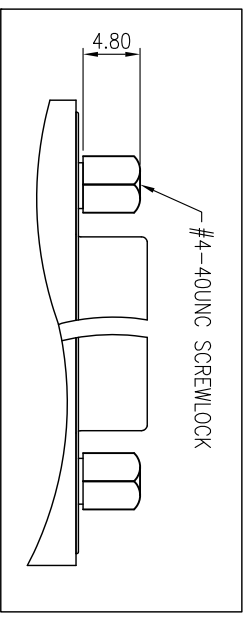
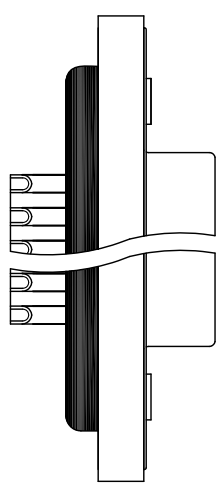
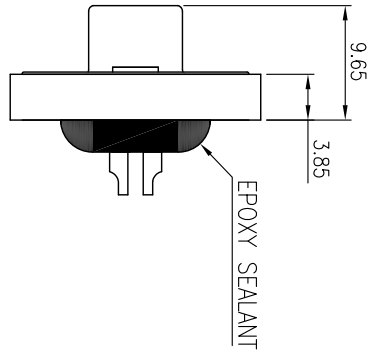
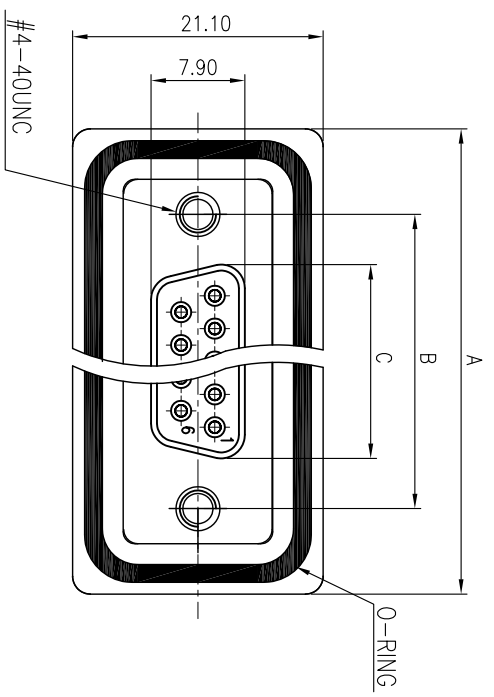
8 7 6 5 4 3 2 1
 VI.1 NOTE: THIS DEVICE IS ROHS COMPLIANT.

REVISIONS				
SYM	DESCRIPTION	DATE	APPROVED	SYM
Δ				Δ
Δ				Δ

SYM	DESCRIPTION	DATE	APPROVED
Δ			

****CUSTOMER DRAWING FOR REFERENCE ONLY, SAMPLES APPROVAL ARE REQUIRED!!**

				351
--	--	--	--	-----



MATERIALS AND FINISH
 SHELL: STEEL MATERIAL TIN FINISHED
 INSULATOR: PBT GF,UL 94V-0,BLACK COLOR
 SIGNAL CONTACT: COPPER ALLOY,COLD FLASH
 METAL WATERTIGHT FRAME: PBT GF,UL 94V-0,BLACK COLOR
 O-RING: SILICONE
 EPOXY SEALANT: EPOXY

ELECTRICAL CHARACTERISTICS
 SIGNAL CONTACT CURRENT RATING: 5.0 AMPS
 SIGNAL CONTACT RESISTANCE: 10MΩ MAX
 DIELECTRIC WITHSTANDING VOLTAGE: 1000V FOR 1 MINUTE
 INSULATION RESISTANCE: 5GΩ MIN
 TEMPERATURE RATING: -55C~+105C
 DEGREE OF PROTECTION: IP67 ACCORDING TO IEC60529

ORDER INFORMATION:
 WDB950-ScFXGX-XX
 WDB: WATERPROOF D-SUB CONNECTOR
 950: SERIES NO.
 Sc: SOLDER TYPE
 F: FEMALE
 XX: NO. OF CONTACTS
 GX: CONTACT PLATING OPTION
 Gf: GOLD FLASH ON CONTACT
 G10: 10u" GOLD ON CONTACT
 G15: 15u" GOLD ON CONTACT
 G30: 30u" GOLD ON CONTACT
 X: FLANGE MOUNTING OPTION
 0: #4-40 THREAD HOLE
 1: #4-40 THREAD HOLE WITH #4-40UNC SCREWLOCK
 X: INSULATOR COLOR OPTION
 K: BLACK
 B: BLUE
 W: WHITE

PART NO	No. of Contact	A±0.25	B±0.25	C±0.25
WDB950-ScF09GX-XX	09	39.50	25.00	16.30
WDB950-ScF15GX-XX	15	48.00	33.30	24.60
WDB950-ScF25GX-XX	25	61.50	47.05	38.40
WDB950-ScF37GX-XX	37	77.80	63.50	54.80

TOLERANCES UNLESS OTHERWISE SPECIFIED ±0.25				SIGNATURES		DATE		MODEL	
SYMBOL	UNIT	SCALE	CHECKED	DRAWN	AARON	09/NOV/10'	TITLE	D-SUB WATERPROOF CONN.	
Δ	mm	2/1	APPROVALS	PEGGY		09/NOV/10'	NO.	WDB950-ScF__G__	

MMT CORPORATION